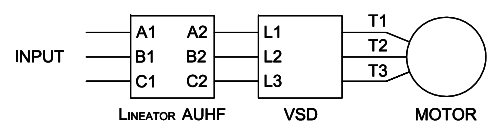


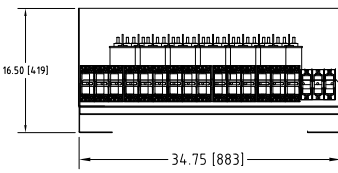
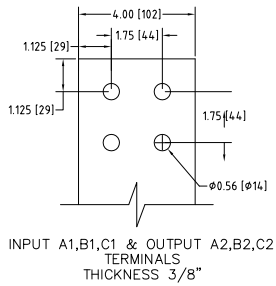
Rev. No.	Revision Note	Date	By	Checked
A7	REVISED R1 TERMINALS	25-NOV-15	CG	AH
A8	BASE BRACKET REVISED	06-AUG-16	AH	BDK

Connection Diagram

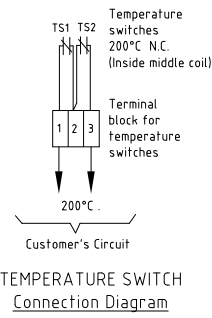


UNIT SPECIFICATIONS				INPUT	OUTPUT	APPROX. WT
HP [kW]	PHASE	VOLTS	Hz	AMPS	kW	lb [kg]
1300 [970]	3	480	60	14.30	1064	2718 (1236)

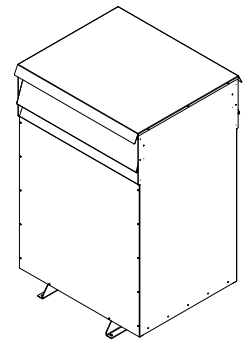
NOTES:
 1. Customer is responsible for installation to meet all national and local electrical codes and other applicable electrical safety authorities.
 2. Type 3R Enclosure requires only front access but minimum 6" clearance should be provided at rear for proper ventilation..



Capacitor Board



TEMPERATURE SWITCH Connection Diagram



Isometric View

MIRUS International Inc. 31 Sun Pac Boulevard, Brampton, ON, Canada L6S 5P6
 Tel: (905) 494-1120 Fax: (905) 494-1140 Toll Free: 1-888-TO MIRUS

Unless otherwise specified, dimensions are in inches and [mm].	Drawn By BW	Date Created 18-OCT-07	Checked by YM	Approved by - date YM - 18-OCT-07	Scale NTS
The information contained herein is the sole property of MIRUS International Inc. Any form of reproduction, distribution and/or disclosure of this information, all or in part, is strictly prohibited without the express written consent of MIRUS International Inc.			Title 1300 HP, 480V, 60Hz LINEATOR™ AUHF (Type-3R)		
			Filename AUHF-1300-480-60-D-E1-A8	Revision A8	Sheet 1/1