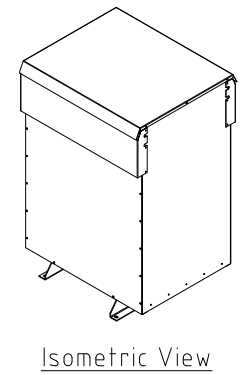
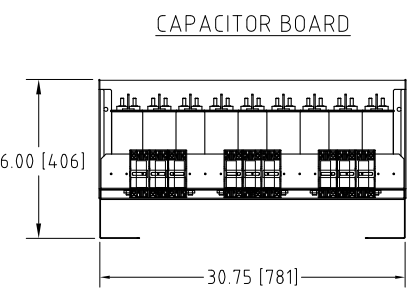
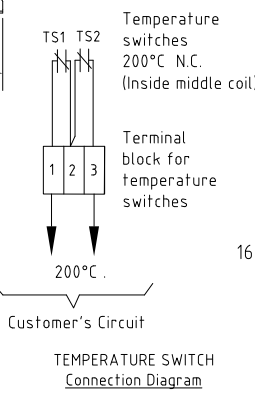


Rev. No.	Revision Note	Date	By	Checked
A11	Base mount Capacitor Board	12-JAN-12	YM	CG
A12	UPDATED CAPACITOR BOARD	27-MAR-2017	CG	YM

### Connection Diagram

UNIT SPECIFICATIONS				INPUT	OUTPUT	APPROX. WT
HP [kW]	PHASE	VOLTS	Hz	AMPS	kW	lb [kg]
600 [450]	3	480	60	670	499	1476 [670]

NOTES:  
 1. Customer is responsible for installation to meet all national and local electrical codes and other applicable electrical safety authorities.  
 2. Type 3R Enhanced enclosure suitable for outdoor installation. Only front access is required but minimum 6" clearance should be provided at rear for proper ventilation.



## MIRUS International Inc.

31 Sun Pac Boulevard, Brampton, ON, Canada L6S 5P6  
 Tel: (905) 494-1120 Fax: (905) 494-1140 Toll Free: 1-888-TO MIRUS

Unless otherwise specified, dimensions are in inches and [mm].	Drawn By BW	Date Created 18-OCT-07	Checked by YM	Approved by - date YM-18-OCT-07	Scale NTS
The information contained herein is the sole property of MIRUS International Inc. Any form of reproduction, distribution and/or disclosure of this information, all or in part, is strictly prohibited without the express written consent of MIRUS International Inc.			Title 600 HP, 480 V, 60 Hz LINEATOR™ AUHF (Type-3R Enh.)		
			Filename AUHF-600-480-60-D-E1E-A12	Revision A12	Sheet 1/1