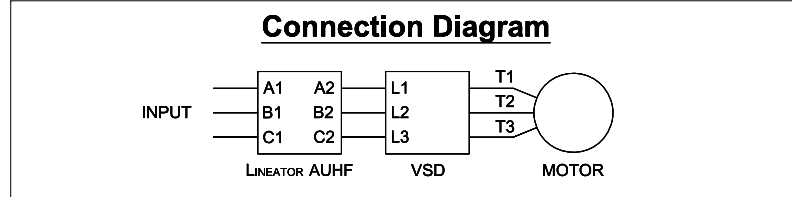


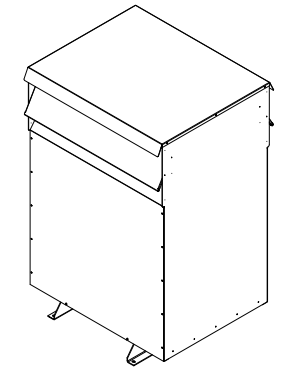
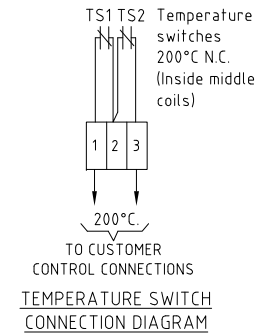
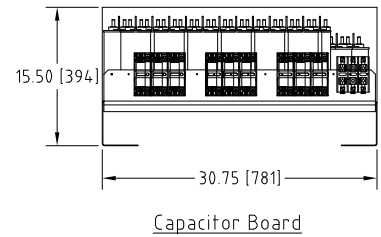
Rev. No.	Revision Note	Date	By	Checked
A7	REVISED BUSBAR TERMINALS	24-NOV-2015	AH	CG
A8	REVISED FUSING, MIDDLE YOKE BRACKET, INPUT TERMINAL	02-MAY-2019	AH	CG



UNIT SPECIFICATIONS				INPUT	OUTPUT	APPROX. WT
HP [kW]	PHASE	VOLTS	Hz	AMPS	kW	lb [kg]
800 [560]	3	600	60	730	662	2000 [908]

**NOTES:**

- Customer is responsible for installation to meet all national and local electrical codes and other applicable electrical safety authorities.
- Type 3R Enclosure requires only front access but minimum 6" clearance should be provided at rear for proper ventilation..



## MIRUS International Inc.

31 Sun Pac Boulevard, Brampton, ON, Canada L6S 5P6  
Tel: (905) 494-1120 Fax: (905) 494-1140 Toll Free: 1-888-TO MIRUS

Unless otherwise specified, dimensions are in inches and [mm].

Drawn By: WXY

Date Created: 10-FEB-09

Checked by: YM

Approved by - date: YM-12-FEB-09

Scale: NTS

The information contained herein is the sole property of MIRUS International Inc. Any form of reproduction, distribution and/or disclosure of this information, all or in part, is strictly prohibited without the express written consent of MIRUS International Inc.

Title: 800 HP, 600 V, 60 Hz LINEATOR™ AUHF (Type-3R)

Filename: AUHF-800-600-60-D-E1-A8

Revision: A8

Sheet: 1/1